



SUBURB FLYOVER REPORT

CHILTERN (HOUSE)

PREPARED BY: INDIGO REAL ESTATE, PH: 03 5728 3295



CHILTERN - Sales Statistics (Houses)

Year	# Sales	Median	Growth	Low	High
2001	25	\$ 85,000	0.0 %	\$ 25,500	\$ 165,000
2002	48	\$ 116,250	36.8 %	\$ 15,000	\$ 215,000
2003	52	\$ 122,500	5.4 %	\$ 20,000	\$ 350,000
2004	52	\$ 148,000	20.8 %	\$ 20,000	\$ 287,000
2005	31	\$ 180,000	21.6 %	\$ 80,000	\$ 755,000
2006	33	\$ 196,000	8.9 %	\$ 75,000	\$ 405,000
2007	34	\$ 178,000	-9.2 %	\$ 60,000	\$ 320,000
2008	27	\$ 175,000	-1.7 %	\$ 53,000	\$ 320,000
2009	25	\$ 233,000	33.1 %	\$ 120,000	\$ 729,000
2010	24	\$ 185,000	-20.6 %	\$ 29,500	\$ 450,000
2011	28	\$ 203,500	10.0 %	\$ 68,000	\$ 470,000
2012	22	\$ 210,000	3.2 %	\$ 83,000	\$ 440,000
2013	34	\$ 200,000	-4.8 %	\$ 42,500	\$ 470,000
2014	23	\$ 190,000	-5.0 %	\$ 25,000	\$ 410,000
2015	38	\$ 229,000	20.5 %	\$ 70,000	\$ 470,000
2016	18	\$ 252,500	10.3 %	\$ 128,000	\$ 489,000
2017	16	\$ 240,000	-5.0 %	\$ 145,000	\$ 540,000
2018	25	\$ 260,000	8.3 %	\$ 160,000	\$ 600,000
2019	19	\$ 325,000	25.0 %	\$ 80,000	\$ 570,000

Median Sale Price

\$295k

Based on 35 recorded House sales within the last 12 months (Oct '18 - Sep '19)

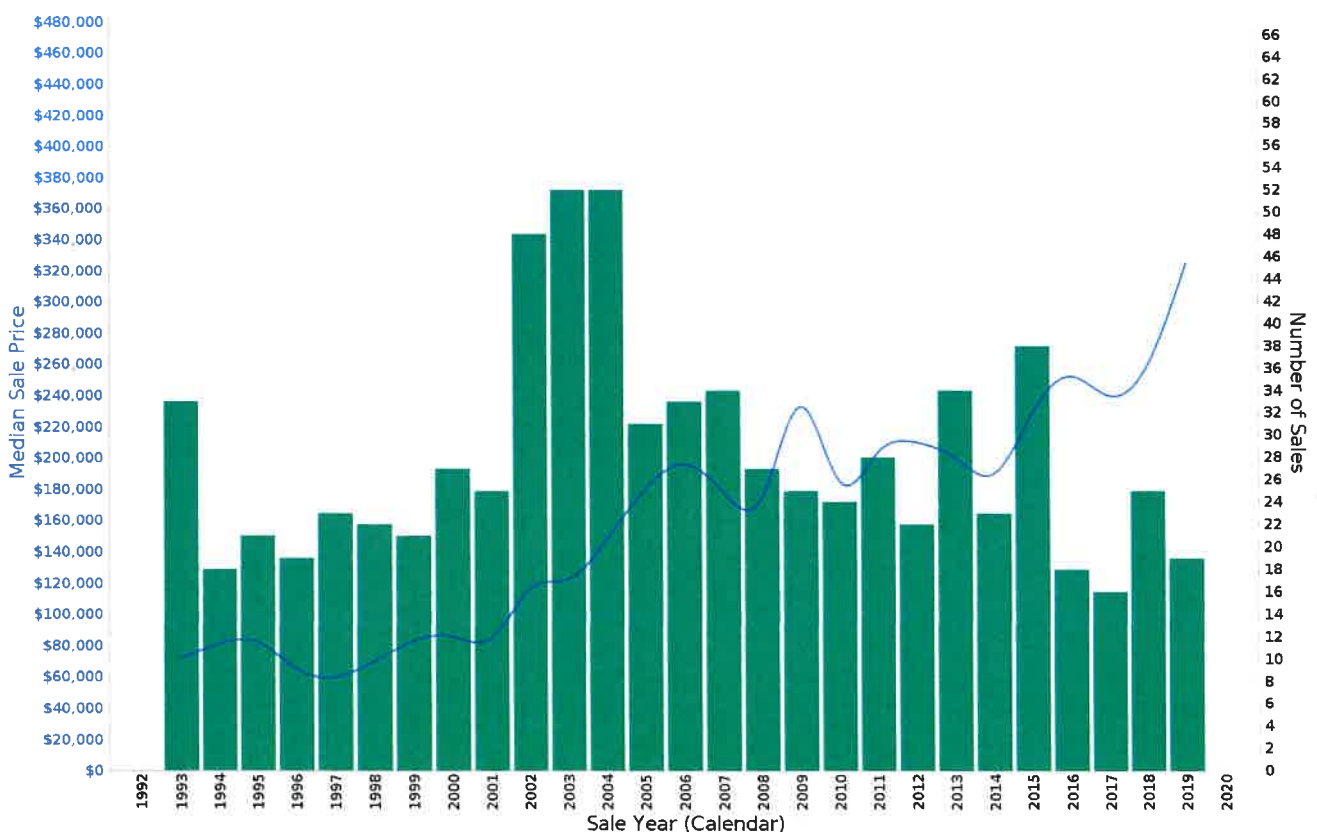
Based on a rolling 12-month period and may differ from calendar year statistics.

Suburb Growth

+13.9%

Current Median Price: \$295,000
Previous Median Price: \$259,000

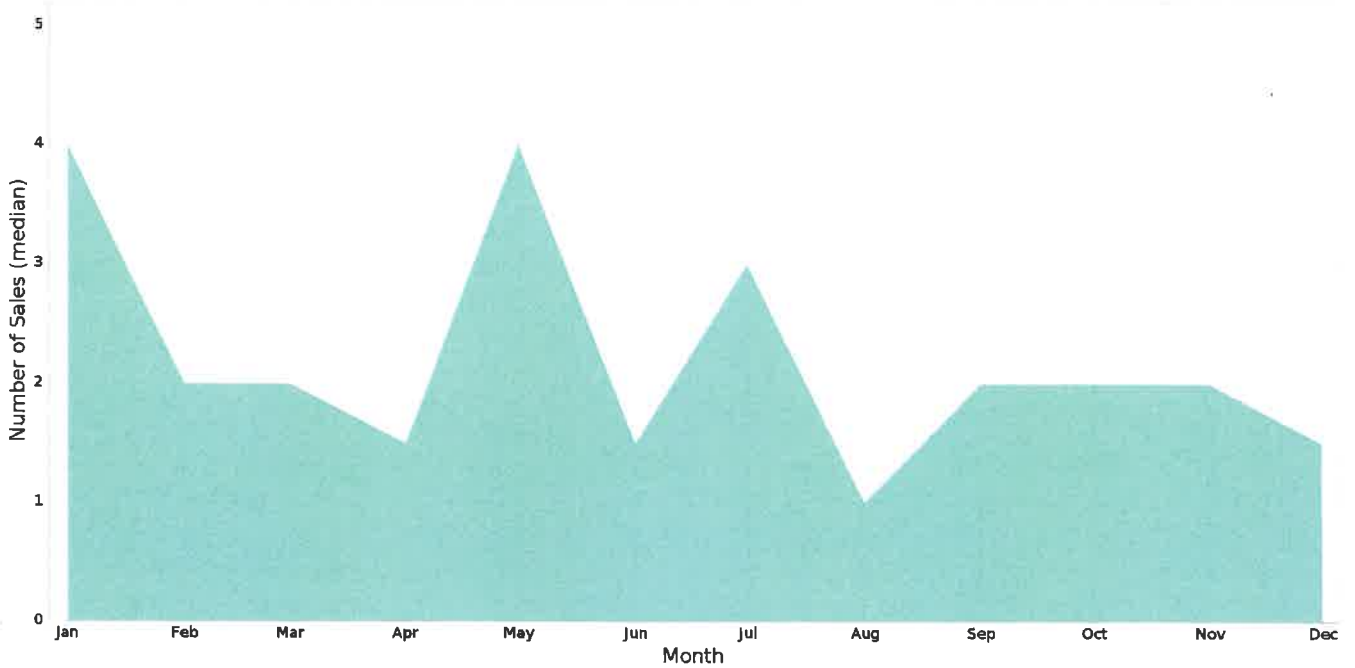
Median and Highest Prices are calculated using the highest 12 month period.



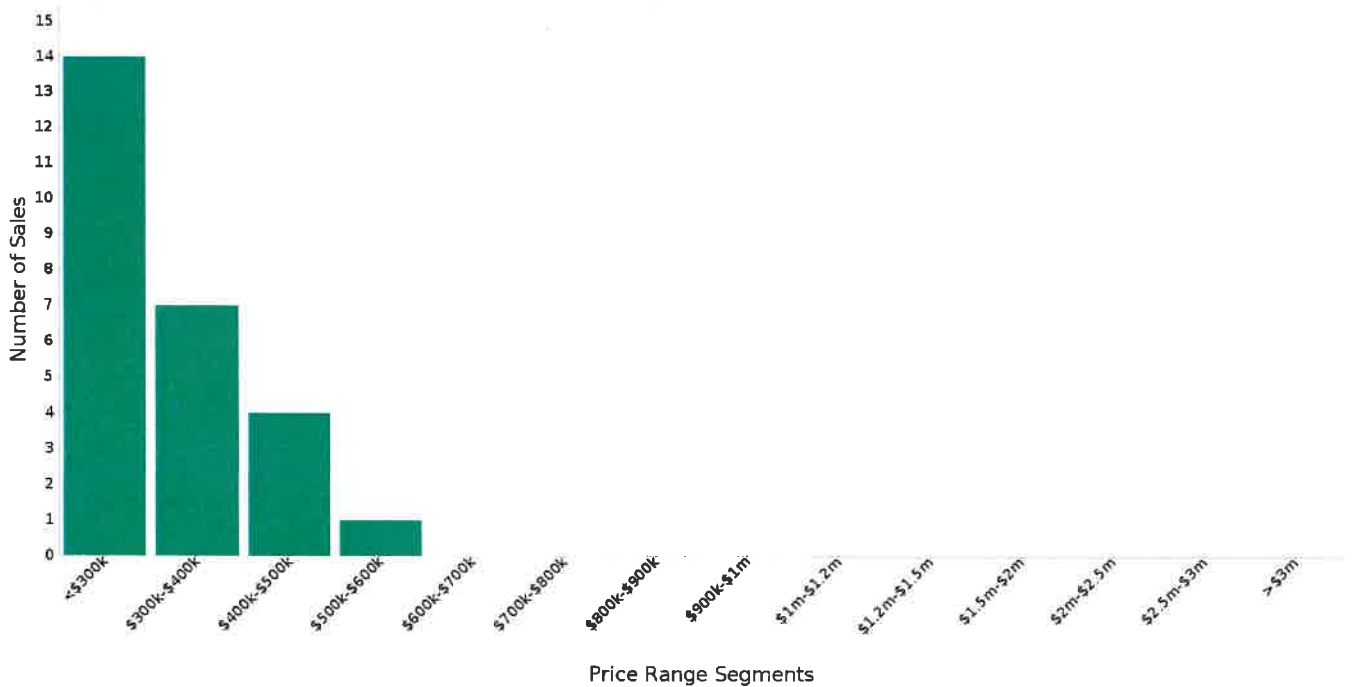
This report has been compiled on 14/11/2019 by Indigo Real Estate. Property Data Solutions Pty Ltd 2019 - www.pricefinder.com.au

© The State of Victoria. The State of Victoria owns the copyright in the Property Sales Data and reproduction of the data in any way without the consent of the State of Victoria will constitute a breach of the Copyright Act 1968 (Cth). The State of Victoria does not warrant the accuracy or completeness of the information contained in this report and any person using or relying upon such information does so on the basis that the State of Victoria accepts no responsibility or liability whatsoever for any errors, faults, defects or omissions in the information supplied.

CHILTERN - Peak Selling Periods



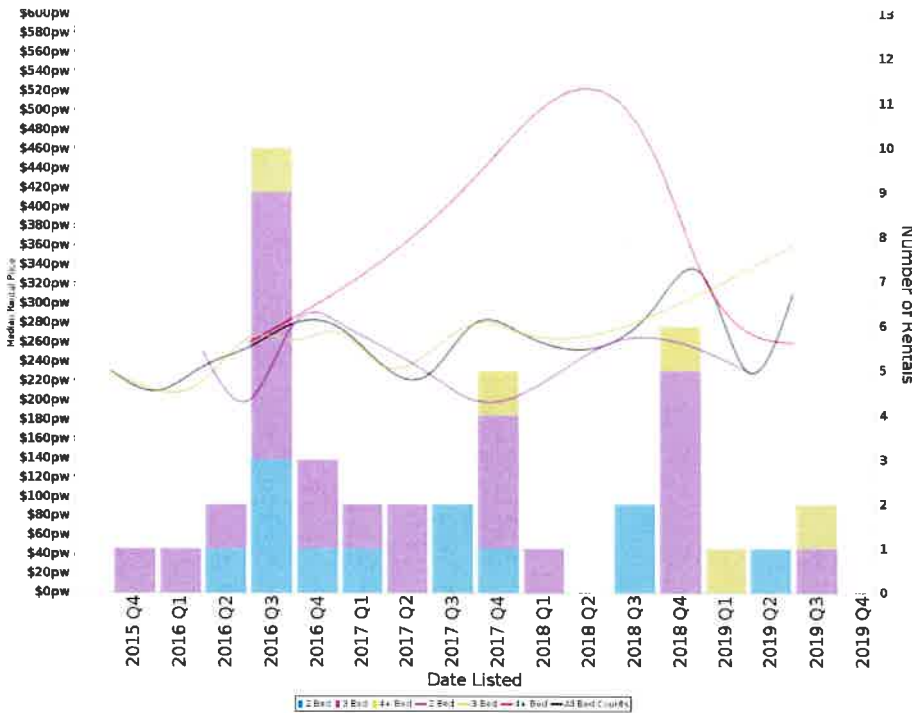
CHILTERN - Price Range Segments



This report has been compiled on 14/11/2019 by Indigo Real Estate. Property Data Solutions Pty Ltd 2019 - www.pricefinder.com.au

© The State of Victoria. The State of Victoria owns the copyright in the Property Sales Data and reproduction of the data in any way without the consent of the State of Victoria will constitute a breach of the Copyright Act 1968 (Cth). The State of Victoria does not warrant the accuracy or completeness of the information contained in this report and any person using or relying upon such information does so on the basis that the State of Victoria accepts no responsibility or liability whatsoever for any errors, faults, defects or omissions in the information supplied.

Median Weekly Rents (Houses)



Suburb Sale Price Growth

+13.9%

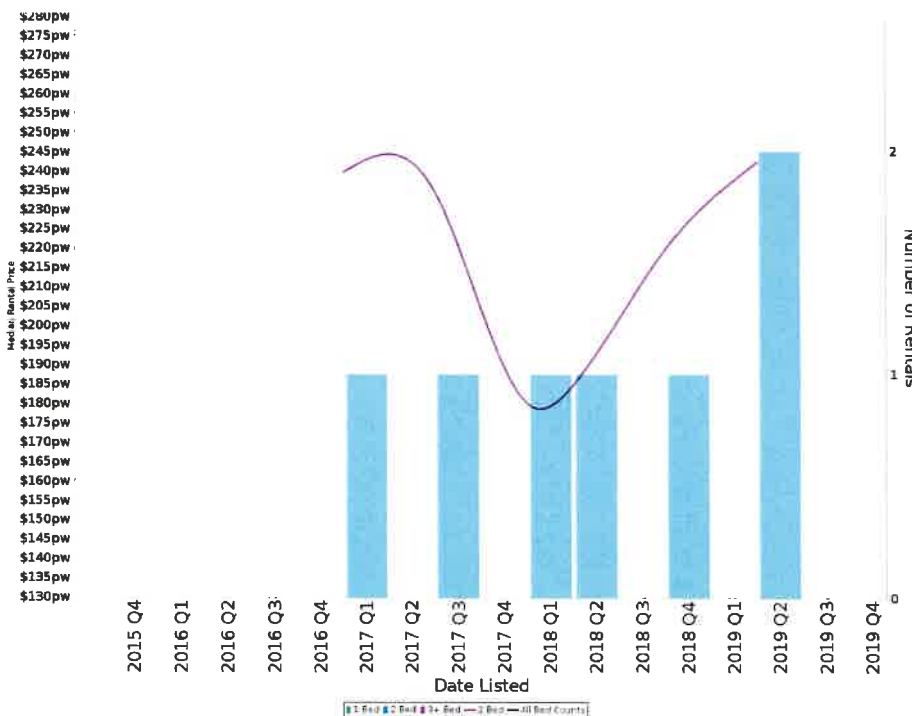
Current Median Price: \$295,000
 Previous Median Price: \$259,000
Based on 45 registered sales compared over the last 12 months.

Suburb Rental Yield

+4.3%

Current Median Price: \$295,000
 Current Median Rent: \$245
Based on 11 registered rentals compared over the last 12 months.

Median Weekly Rents (Units)



Suburb Sale Price Growth

+6.9%

Current Median Price: \$187,000
 Previous Median Price: \$175,000
Based on 3 registered sales compared over the last 12 months.

Suburb Rental Yield

N/A

This report has been compiled on 14/11/2019 by Indigo Real Estate. Property Data Solutions Pty Ltd 2019 - www.pricefinder.com.au

© The State of Victoria. The State of Victoria owns the copyright in the Property Sales Data and reproduction of the data in any way without the consent of the State of Victoria will constitute a breach of the Copyright Act 1968 (Cth). The State of Victoria does not warrant the accuracy or completeness of the information contained in this report and any person using or relying upon such information does so on the basis that the State of Victoria accepts no responsibility or liability whatsoever for any errors, faults, defects or omissions in the information supplied.

CHILTERN - Recently Sold Properties

Median Sale Price

\$295k

Based on 25 recorded House sales within the last 12 months (Oct '18 - Sep '19)

Based on a rolling 12 month period and may differ from calendar year statistics

Suburb Growth

+13.9%

Current Median Price: \$295,000
 Previous Median Price: \$259,000

Based on a rolling 12 month period and may differ from calendar year statistics

Sold Properties

25

Based on recorded House sales within the 12 months (Oct '18 - Sep '19)

Based on a rolling 12 month period and may differ from calendar year statistics

59 GAYFER RD



\$455,000

Oct 2019
32 Days

50.19 ha 4 1 2

25 MAIN ST




\$161,000

Sep 2019
14 Days

500 m² 3 1 1

2 ALBERT RD



\$155,000

Aug 2019
42 Days

1,199 m² 2 1 -

277 RACECOURSE RD



\$400,000

Oct 2019
32 Days

2.75 ha 4 2 4

119 CHILTERN-BARNAWARTHA RD




\$420,000

Aug 2019
200 Days

2.03 ha 4 2 4

25 BARKLY ST



\$325,000

Oct 2019
37 Days

1,215 m² 4 2 5

197 NORTH RD



\$455,000

Jul 2019
35 Days

2.07 ha 4 2 2

22 MATSON RD




1. Home 2. Shedding 3. Dressage **\$570,000**

Jul 2019
110 Days

7,888 m² 3 2 5

1. Boro 5. Stables & ... d ya. 6. ... k la. ...

161 DEEP CREEK RD



\$230,000


Jul 2019
115 Days

1.99 ha 3 1 5

This report has been compiled on 14/11/2019 by Indigo Real Estate. Property Data Solutions Pty Ltd 2019 - www.pricefinder.com.au

© The State of Victoria. The State of Victoria owns the copyright in the Property Sales Data and reproduction of the data in any way without the consent of the State of Victoria will constitute a breach of the Copyright Act 1968 (Cth). The State of Victoria does not warrant the accuracy or completeness of the information contained in this report and any person using or relying upon such information does so on the basis that the State of Victoria accepts no responsibility or liability whatsoever for any errors, faults, defects or omissions in the information supplied.

4 CRAWFORD ST



\$225,000

2019
842 m² 3 1 3


4 DARLING ST



\$236,000

May 2019
30 Days
1,088 m² 3 1 6

258 RACECOURSE RD



\$499,000

2019
10.56 ha 3 2 2

This report has been compiled on 14/11/2019 by Indigo Real Estate. Property Data Solutions Pty Ltd 2019 - www.pricefinder.com.au

© The State of Victoria. The State of Victoria owns the copyright in the Property Sales Data and reproduction of the data in any way without the consent of the State of Victoria will constitute a breach of the Copyright Act 1968 (Cth). The State of Victoria does not warrant the accuracy or completeness of the information contained in this report and any person using or relying upon such information does so on the basis that the State of Victoria accepts no responsibility or liability whatsoever for any errors, faults, defects or omissions in the information supplied.